



# Safety Cage Procedure

## Operations Procedures

<b>Document #:</b> PRO-028	<b>Title:</b> Safety Cage Procedure	<b>Version #</b> 1.1
-------------------------------	--	-------------------------

<b>Prepared By:</b> Emma Jarrett	<b>Revision Date:</b> 04 December 2019
<b>Approved By:</b> H&S Committee	<b>Date Approved:</b> 04 December 2019

## Table of Contents

<b>1.0</b>	<b><i>Safety Cage Procedure</i></b> .....	<b>1</b>
<b>2.0</b>	<b><i>Appendices</i></b> .....	<b>1</b>
	<b><i>Appendix A – Photos</i></b> .....	<b>2</b>
	<b><i>Revision Record</i></b> .....	<b>6</b>


## 1.0 Safety Cage Procedure


1. First Aid Attendants monitors channel 1 on the radios at all times.
2. Ship Foreman notifies Superintendent, Dock Foreman and First Aid Attendants (Dock and Ship) of incident on the vessel.
3. Ship Foreman and/or Superintendent contacts 911 and security or designates someone to do so. Once Emergency Services are on site, they take command of the situation.
4. If on board, Ship First Aid Attendant attends to and stays with injured employee. If no Ship First Aid Attendant, Dock First Aid Attendant can attend to injured employee on board.
5. Dock Foreman advises crew and appoints driver to collect safety cage.
6. Dock Foreman and/or Superintendent appoints person to assist Dock First Aid Attendant to attend incident with their necessary gear including AED.
7. Dock Foremen appoints driver to collect First Aid Box.
8. If no Dock FAA is on site, and AED is required, Dock Foremen appoints driver to collect AED from Lunchroom.
9. Dock Foreman and/or Superintendent appoints person to stand by at guard house to direct Emergency Services to incident upon arrival.
10. First Aid box is lifted into the hatch.
11. Stretcher basket is removed from first aid box, hooked up and lifted to void in hatch. (If needed (due to patient collapsed in void in hatch). Patient is loaded into stretcher basket, basket is lifted by crane back to hatch to wait for safety cage. Stretcher basket is unhooked.
12. Safety cage is delivered to under hook. If pulp walkways are in place utilize walkways to hook up cage to slings, if steel cargo is being worked on, utilize ladder on side of cage and ladders stored inside cage to hook up cage to slings.
13. Safety cage is lifted into the hatch to retrieve injured employee. Dependent on if Emergency Services are present yet, they may use the cage for vessel access.
14. Patient secured in Stretcher basket is loaded into safety cage (lifted by hand).
15. First Aid Attendant and/or Emergency Services are loaded into the safety cage.
16. Safety cage is lifted out of the hatch and onto dock.
17. Stretcher basket is removed.
18. Emergency Services (if present), Dock First Aid Attendant (if working) and Dock Foreman meet the safety cage on the dock and help as required.
19. Hook returns to hatch to collect First Aid Box



## 2.0 Appendices



- A. Photos

**Appendix A – Photos**









## Revision Record

Document	Rev	Date	Originator	Details of Change
PRO-028	1.0	2019-10-17	SQT	Original draft
PRO-028	1.1	2019-12-04	SQT	Updated for using stretcher basket. Added photos