

SAFETY ALERT

DUNNAGE SAFE HANDLING

WHAT HAPPENED:




Several incidents have occurred recently involving dunnage:

- Pinched finger between dunnage
- Pulled muscle in the middle of the back when putting dunnage away in crib
- Pain and redness to left foot due to dunnage falling on top of the foot

SAFE WORK PRACTICES:

- Keep fingers away from pinch points when placing dunnage
- Hold load close to the body as possible, lift gradually and smoothly
- Bend at the knees when lifting
- Keep dunnage cribs and yellow discard bins close to the work area
- Drag dunnage, instead of carrying, where feasible

Example of Dunnage Handling



SAFETY IS EVERYONE'S RESPONSIBILITY

<https://sharepoint.westeve.com>

